



## 200 HOSE

Goodridge 200 Series hose is the premier stainless steel braided nitrile hose. Designed to Goodridge's exacting specifications and exclusively manufactured for Goodridge, this hose has been supplied to motorsport racing champions for many years. 200 Hose is designed for use with a wide range of re-usable aluminium hose ends and provides essential protection and resistance to high pressure, temperature, vibration, fire risks and chafing. It is constructed of a seamless synthetic CPE inner with an integral stainless steel braid and a high tensile stainless steel outer braid. 200 Series hose has the highest corrosion and fire resistance threshold of any stainless braided nitrile hose available. It can be used with all synthetic lubricants, fuels, oils, coolants and alcohols including methanol and nitromethane. This hose is perfectly manufactured for efficient and reliable use with 136, 1136, 236, 336 and 736 Series Hose Ends. The traditional racing hose.



PART NO	Ø		Ø		SAFE		BURST		WEIGHT		LENGTH		TEMPERATURE	
	INCH	MM	INCH	MM	PSI	BAR	PSI	BAR	KG/M	LB/FT	INCH	MM	MIN	MAX
200-04	0.219	5.56	0.438	11.13	1000	69	6000	420	0.167	0.112	2.00	50.80	-46°C (114.8°F)	150°C (302°F)
200-05	0.250	6.25	0.500	12.50	1000	69	6000	420	0.184	0.123	2.25	56.25	-46°C (114.8°F)	150°C (302°F)
200-06	0.344	8.73	0.547	13.89	1000	69	6000	420	0.201	0.135	2.50	63.50	-46°C (114.8°F)	150°C (302°F)
200-07	0.380	9.38	0.625	15.63	1000	69	5000	350	0.236	0.158	2.75	76.20	-46°C (114.8°F)	150°C (302°F)
200-08	0.438	11.12	0.641	16.28	1000	69	5000	350	0.271	0.182	3.50	88.90	-46°C (114.8°F)	150°C (302°F)
200-10	0.562	14.27	0.797	20.24	1000	69	5000	350	0.348	0.234	4.00	101.60	-46°C (114.8°F)	150°C (302°F)
200-12	0.688	17.47	0.928	23.82	1000	69	3750	263	0.421	0.283	4.50	114.30	-46°C (114.8°F)	150°C (302°F)
200-16	0.875	22.22	1.156	29.36	750	52	2500	175	0.552	0.377	5.50	139.70	-46°C (114.8°F)	150°C (302°F)
200-20	1.125	28.70	1.437	36.49	500	35	2000	138	0.732	0.492	8.00	203.20	-46°C (114.8°F)	150°C (302°F)
200-24	1.375	34.92	1.704	43.28	250	17	2000	138	1.000	0.672	9.00	228.00	-46°C (114.8°F)	150°C (302°F)
200-28	1.500	38.10	1.850	46.99	300	21	1200	82	1.190	0.800	10.00	254.00	-46°C (114.8°F)	150°C (302°F)
200-32	1.781	45.24	2.094	53.19	200	14	1200	82	1.339	0.900	12.50	317.50	-46°C (114.8°F)	150°C (302°F)



## 236 & 336 JIC/UNF ALLOY HOSE FITTINGS FOR 200 HOSE

The most comprehensive range of lightweight, re-usable alloy hose ends precisely engineered to fit our 200 Series Hose. Our Aerospace standard Triple Seal/Double O-ring nitrile, cutter design ensures a secure, leak free connection every time. All 236, 336 and 1136 Series Hose Ends allow for all time alignment with their 360-degree swivel ends. Our 236 Series has our full flow bent tube bodies, giving increased flow characteristics. The 336 Series has forged style bodies, offering that added measure of strength. They are bright anodised red and blue for longer life and colour retention.

**Materials:** Anodised Aluminium (D)

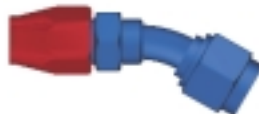


236-01

→ STRAIGHT FEMALE

PART NO	TO SUIT	JIC/UNF THREAD
236-0106	200-06	9/16 x 18
236-0106DV	200-06	9/16 x 18
236-0108	200-08	3/4 x 16
236-0110	200-10	7/8 x 14
236-0112	200-12	1 1/16 x 12
236-0116	200-16	1 5/16 x 12

DV = Reversed seat



236-31

→ 30° FEMALE SWEPT TUBE

PART NO	TO SUIT	JIC/UNF THREAD
236-3106	200-06	9/16 x 18
236-3108	200-08	3/4 x 16
236-3110	200-10	7/8 x 14
236-3112	200-12	1 1/16 x 12
236-3116	200-16	1 5/16 x 12



236-45

→ 45° FEMALE SWEPT TUBE

PART NO	TO SUIT	JIC/UNF THREAD
236-4506	200-06	9/16 x 18
236-4508	200-08	3/4 x 16
236-4510	200-10	7/8 x 14
236-4512	200-12	1 1/16 x 12
236-4516	200-16	1 5/16 x 12



## 236 JIC/UNF ALLOY HOSE FITTINGS FOR 200 HOSE CONTINUED

**Materials:** Anodised Aluminium (D)


236-61

## → 60° FEMALE SWEPT TUBE

PART NO	TO SUIT	JIC/UNF THREAD
236-6106	200-06	9/16 x 18
236-6108	200-08	3/4 x 16
236-6110	200-10	7/8 x 14
236-6112	200-12	1 1/16 x 12
236-6116	200-16	1 5/16 x 12



236-90

## → 90° FEMALE SWEPT TUBE

PART NO	TO SUIT	JIC/UNF THREAD
236-9006	200-06	9/16 x 18
236-9008	200-08	3/4 x 16
236-9010	200-10	7/8 x 14
236-9012	200-12	1 1/16 x 12
236-9016	200-16	1 5/16 x 12



236-120

## → 120° FEMALE SWEPT TUBE

PART NO	TO SUIT	JIC/UNF THREAD
236-12006	200-06	9/16 x 18
236-12008	200-08	3/4 x 16
236-12010	200-10	7/8 x 14
236-12012	200-12	1 1/16 x 12
236-12016	200-16	1 5/16 x 12



236-150

## → 150° FEMALE SWEPT TUBE

PART NO	TO SUIT	JIC/UNF THREAD
236-15006	200-06	9/16 x 18
236-15008	200-08	3/4 x 16
236-15010	200-10	7/8 x 14
236-15012	200-12	1 1/16 x 12
236-15016	200-16	1 5/16 x 12



236-180

## → 180° FEMALE SWEPT TUBE

PART NO	TO SUIT	JIC/UNF THREAD
236-18006	200-06	9/16 x 18
236-18008	200-08	3/4 x 16
236-18010	200-10	7/8 x 14
236-18012	200-12	1 1/16 x 12
236-18016	200-16	1 5/16 x 12



## 336 FORGED

Forged fittings offer extra strength and low profile for difficult and restricted locations now a European standard.

**Materials:** Anodised Aluminium (D)


336-45

## → 45° FEMALE FORGED ELBOW

PART NO	TO SUIT	JIC/UNF THREAD
336-4506	200-06	9/16 x 18
336-4508	200-08	3/4 x 16
336-4510	200-10	7/8 x 14
336-4512	200-12	1 1/16 x 12



336-90

## → 90° FEMALE FORGED ELBOW

PART NO	TO SUIT	JIC/UNF THREAD
336-9006	200-06	9/16 x 18
336-9008	200-08	3/4 x 16
336-9010	200-10	7/8 x 14
336-9012	200-12	1 1/16 x 12



### METRIC HOSE FITTINGS FOR 200 HOSE - FEMALE

Initially required by our European markets, our full range of Metric Hose Ends for 200 Series Hose is second to none. Utilising our exclusive Triple Seal/Double O-ring design all our Metric Hose Ends allow for all alignments with their 360-degree swivel ends. Each has a forged style body, offering that added measure of strength. Metric hose ends eliminate the need for the extra weight of a JIC/Metric adaptor.

**Materials:** Anodised Aluminium (D)



236-01

→ STRAIGHT FEMALE SPHERICAL SEAT

PART NO	THREAD
236-0106M12	M12 x 1.5mm
236-0106M14	M14 x 1.5mm
236-0106M16	M16 x 1.5mm
236-0108M14	M14 x 1.5mm
236-0108M16	M16 x 1.5mm
236-0108M18	M18 x 1.5mm



336-45

→ 45° FEMALE FORGED BODY SPHERICAL SEAT

PART NO	THREAD
336-4506M12	M12 x 1.5mm
336-4506M14	M14 x 1.5mm
336-4506M16	M16 x 1.5mm
336-4508M14	M14 x 1.5mm
336-4508M16	M16 x 1.5mm
336-4508M18	M18 x 1.5mm



336-90

→ 90° FEMALE FORGED BODY SPHERICAL SEAT

PART NO	THREAD
336-9006M12	M12 x 1.5mm
336-9006M14	M14 x 1.5mm
336-9006M16	M16 x 1.5mm
336-9008M14	M14 x 1.5mm
336-9008M16	M16 x 1.5mm
336-90108M18	M18 x 1.5mm

### HOSE FITTINGS FOR 200 HOSE - MALE



736-01

→ STRAIGHT MALE

PART NO	APPLICATION	THREAD
736-0106	200-06 HOSE	9/16 x 18 JIC/UNF
736-0108	200-08 HOSE	3/4 x 16 JIC/UNF
736-0110	200-10 HOSE	7/8 x 14 JIC/UNF
736-0112-10	200-12 HOSE	7/8 x 14 JIC/UNF
736-0112	200-12 HOSE	1 1/16 x 14 JIC/UNF



736-45

→ 45° FORGED MALE


PART NO	APPLICATION	THREAD
736-4581	VARIOUS	1/8 NPT
736-4582	VARIOUS	1/4 NPT
736-4591	DELLORTO	12 x 1.25mm
736-4592	WEBER	12 x 1.5mm
736-4593	HOLLEY	7/8 x 20 JIC/UNF
736-4594	HOLLEY/HARLEY	9/16 x 24 JIC/UNF
736-4595	HOLLEY/CAV/FORD	1/2 x 20 JIC/UNF
736-4596	VARIOUS	5/8 x 18 JIC/UNF
736-4506	200-06 HOSE	9/16 x 18 JIC/UNF
736-4508	200-08 HOSE	3/4 x 16 JIC/UNF
736-4510	200-10 HOSE	7/8 x 14 JIC/UNF
736-4512	200-12 HOSE	1 1/16 x 14 JIC/UNF



736-90

→ 90° FORGED MALE

PART NO	MATERIAL	THREAD
736-9081	VARIOUS	1/8 NPT
736-9082	VARIOUS	1/4 NPT
736-9091	DELLORTO	12 x 1.25mm
736-9092	WEBER	12 x 1.5mm
736-9093	HOLLEY	7/8 x 20 JIC/UNF
736-9094	HOLLEY/HARLEY	9/16 x 24 JIC/UNF
736-9095	HOLLEY/CAV/FORD	1/2 x 20 JIC/UNF
736-9096	VARIOUS	5/8 x 18 JIC/UNF
736-9006	200-06 HOSE	9/16 x 18 JIC/UNF
736-9008	200-08 HOSE	3/4 x 16 JIC/UNF
736-9010	200-10 HOSE	7/8 x 14 JIC/UNF
736-9012	200-12 HOSE	1 1/16 x 14 JIC/UNF



736-93

→ TEE

PART NO	APPLICATION	THREAD
736-9381	VARIOUS	1/8 NPT
736-9382	VARIOUS	1/4 NPT
736-9391	DELLORTO	12 x 1.25mm
736-9392	WEBER	12 x 1.5mm
736-9393	HOLLEY	7/8 x 20 JIC/UNF
736-9394	HOLLEY/HARLEY	9/16 x 24 JIC/UNF
736-9395	HOLLEY/CAV/FORD	1/2 x 20 JIC/UNF
736-9396	VARIOUS	5/8 x 18 JIC/UNF

FOR CARBURETTOR ADAPTORS SEE PAGE 82



## 136 SINGLE NIPPLE JIC/UNF ALLOY HOSE FITTINGS FOR 200 HOSE

Another exclusive design by Goodridge to respond to market demands for a cost effective and easy to assemble hose end suited for our 200 series Hose. Our tapered Single Nipple Hose End installs in a fraction of time, giving a safe and reliable fit each and every time. All angled hose ends are manufactured with our full flow bent tube bodies giving increased flow characteristics. Our 136 Series Hose ends are a perfect choice for racing and street vehicles.

**Materials:** Anodised Aluminium (D)



136-01

### → STRAIGHT FEMALE

PART NO	TO SUIT	JIC/UNF THREAD
136-0104	200-04	7/16 x 20
136-0106	200-06	9/16 x 18
136-0108	200-08	3/4 x 16
136-0110	200-10	7/8 x 14
136-0112	200-12	1 1/16 x 12
136-0116	200-16	1 5/16 x 12



136-45

### → 45° FEMALE SWEPT TUBE

PART NO	TO SUIT	JIC/UNF THREAD
136-4504	200-04	7/16 x 20
136-4506	200-06	9/16 x 18
136-4508	200-08	3/4 x 16
136-4510	200-10	7/8 x 14
136-4512	200-12	1 1/16 x 12
136-4516	200-16	1 5/16 x 12



136-90

### → 90° FEMALE SWEPT TUBE

PART NO	TO SUIT	JIC/UNF THREAD
136-9004	200-04	7/16 x 20
136-9006	200-06	9/16 x 18
136-9008	200-08	3/4 x 16
136-9010	200-10	7/8 x 14
136-9012	200-12	1 1/16 x 12
136-9016	200-16	1 5/16 x 12



136-120

### → 120° FEMALE SWEPT TUBE

PART NO	TO SUIT	JIC/UNF THREAD
136-12004	200-04	7/16 x 20
136-12006	200-06	9/16 x 18
136-12008	200-08	3/4 x 16
136-12010	200-10	7/8 x 14
136-12012	200-12	1 1/16 x 12
136-12016	200-16	1 5/16 x 12



136-150

### → 150° FEMALE SWEPT TUBE

PART NO	TO SUIT	JIC/UNF THREAD
136-15004	200-04	7/16 x 20
136-15006	200-06	9/16 x 18
136-15008	200-08	3/4 x 16
136-15010	200-10	7/8 x 14
136-15012	200-12	1 1/16 x 12
136-15016	200-16	1 5/16 x 12



136-180

### → 180° FEMALE SWEPT TUBE

PART NO	TO SUIT	JIC/UNF THREAD
136-18004	200-04	7/16 x 20
136-18006	200-06	9/16 x 18
136-18008	200-08	3/4 x 16
136-18010	200-10	7/8 x 14
136-18012	200-12	1 1/16 x 12
136-18016	200-16	1 5/16 x 12



## 136 SINGLE NIPPLE JIC/UNF ALLOY HOSE FITTINGS FOR 200 HOSE - ELECTROPLATE

Identical to our Red and Blue 136 series single nipple fittings, but silver electroplate.

**Materials:** Electroplated (DE)



136-01

## → STRAIGHT FEMALE

PART NO	TO SUIT	JIC/UNF THREAD
136-0104DE	200-04	7/16 x 20
136-0106DE	200-06	9/16 x 18
136-0108DE	200-08	3/4 x 16
136-0110DE	200-10	7/8 x 14
136-0112DE	200-12	1 1/16 x 12
136-0116DE	200-16	1 5/16 x 12



136-45

## → 45° FEMALE SWEPT TUBE

PART NO	TO SUIT	JIC/UNF THREAD
136-4504DE	200-04	7/16 x 20
136-4506DE	200-06	9/16 x 18
136-4508DE	200-08	3/4 x 16
136-4510DE	200-10	7/8 x 14
136-4512DE	200-12	1 1/16 x 12
136-4516DE	200-16	1 5/16 x 12



136-90

## → 90° FEMALE SWEPT TUBE

PART NO	TO SUIT	JIC/UNF THREAD
136-9004DE	200-04	7/16 x 20
136-9006DE	200-06	9/16 x 18
136-9008DE	200-08	3/4 x 16
136-9010DE	200-10	7/8 x 14
136-9012DE	200-12	1 1/16 x 12
136-9016DE	200-16	1 5/16 x 12



136-120

## → 120° FEMALE SWEPT TUBE

PART NO	TO SUIT	JIC/UNF THREAD
136-12004DE	200-04	7/16 x 20
136-12006DE	200-06	9/16 x 18
136-12008DE	200-08	3/4 x 16
136-12010DE	200-10	7/8 x 14
136-12012DE	200-12	1 1/16 x 12
136-12016DE	200-16	1 5/16 x 12



136-150

## → 150° FEMALE SWEPT TUBE

PART NO	TO SUIT	JIC/UNF THREAD
136-15004DE	200-04	7/16 x 20
136-15006DE	200-06	9/16 x 18
136-15008DE	200-08	3/4 x 16
136-15010DE	200-10	7/8 x 14
136-15012DE	200-12	1 1/16 x 12
136-15016DE	200-16	1 5/16 x 12



136-180

## → 180° FEMALE SWEPT TUBE

PART NO	TO SUIT	JIC/UNF THREAD
136-18004DE	200-04	7/16 x 20
136-18006DE	200-06	9/16 x 18
136-18008DE	200-08	3/4 x 16
136-18010DE	200-10	7/8 x 14
136-18012DE	200-12	1 1/16 x 12
136-18016DE	200-16	1 5/16 x 12



## 1136 SWIVEL SINGLE NIPPLE MAX-FLOW ALLOY HOSE FITTINGS FOR 200 HOSE

This series combines the popular single nipple design with a full 360° adjustable capability all at an affordable price. No one else offers four distinct fitting ranges for CPE hose.

**Materials:** Anodised Aluminium (D)



1136-01

→ STRAIGHT FEMALE MAX FLOW SWIVEL

PART NO	TO SUIT	JIC/UNF THREAD
1136-0106	200-06	9/16 x 18
1136-0108	200-08	3/4 x 16
1136-0110	200-10	7/8 x 14
1136-0112	200-12	1 1/16 x 12
1136-0116	200-16	1 5/16 x 12



1136-30

→ 30° FEMALE SWEPT TUBE MAX FLOW SWIVEL

PART NO	TO SUIT	JIC/UNF THREAD
1136-3006	200-06	9/16 x 18
1136-3008	200-08	3/4 x 16
1136-3010	200-10	7/8 x 14
1136-3012	200-12	1 1/16 x 12
1136-3016	200-16	1 5/16 x 12



1136-45

→ 45° FEMALE SWEPT TUBE MAX FLOW SWIVEL

PART NO	TO SUIT	JIC/UNF THREAD
1136-4506	200-06	9/16 x 18
1136-4508	200-08	3/4 x 16
1136-4510	200-10	7/8 x 14
1136-4512	200-12	1 1/16 x 12
1136-4516	200-16	1 5/16 x 12



1136-60

→ 60° FEMALE SWEPT TUBE MAX FLOW SWIVEL

PART NO	TO SUIT	JIC/UNF THREAD
1136-6006	200-06	9/16 x 18
1136-6008	200-08	3/4 x 16
1136-6010	200-10	7/8 x 14
1136-6012	200-12	1 1/16 x 12
1136-6016	200-16	1 5/16 x 12



1136-90

→ 90° FEMALE SWEPT TUBE MAX FLOW SWIVEL


PART NO	TO SUIT	JIC/UNF THREAD
1136-9006	200-06	9/16 x 18
1136-9008	200-08	3/4 x 16
1136-9010	200-10	7/8 x 14
1136-9012	200-12	1 1/16 x 12
1136-9016	200-16	1 5/16 x 12



1136-120

→ 120° FEMALE SWEPT TUBE MAX FLOW SWIVEL

PART NO	TO SUIT	JIC/UNF THREAD
1136-12006	200-06	9/16 x 18
1136-12008	200-08	3/4 x 16
1136-12010	200-10	7/8 x 14
1136-12012	200-12	1 1/16 x 12
1136-12016	200-16	1 5/16 x 12



1136-150

→ 150° FEMALE SWEPT TUBE MAX FLOW SWIVEL


PART NO	TO SUIT	JIC/UNF THREAD
1136-15006	200-06	9/16 x 18
1136-15008	200-08	3/4 x 16
1136-15010	200-10	7/8 x 14
1136-15012	200-12	1 1/16 x 12
1136-15016	200-16	1 5/16 x 12



1136-180

→ 180° FEMALE SWEPT TUBE MAX FLOW SWIVEL

PART NO	TO SUIT	JIC/UNF THREAD
1136-18006	200-06	9/16 x 18
1136-18008	200-08	3/4 x 16
1136-18010	200-10	7/8 x 14
1136-18012	200-12	1 1/16 x 12
1136-18016	200-16	1 5/16 x 12



1136 MAXFLOW HOSE END

236 HOSE END



## 202 HOSE

202 Hose is a single braid hose for stand pipe applications. Use with 936 hose finishers or hose clips 202 Hose offers quality and appearance at affordable cost.

**Please Note:** Not designed to be used with push fit fittings.

PART NO												
	MM	INCH	MM	IN	MM	IN	PSI	BAR	PSI	BAR	KG/M	LB/FT
202-04	6.70	0.25	18.7	0.73	38	1.49	900	63	5300	350	0.188	0.173
202-05	7.90	0.31	14.5	0.57	45	1.77	900	63	5300	350	0.225	0.143
202-06	9.5	0.37	15.5	0.61	53	2.08	900	63	4500	300	0.241	0.157
202-08	10.70	0.5	18.7	0.73	62	2.4	900	63	4500	300	0.290	0.203



## HOSE FINISHER FOR NO THREAD APPLICATIONS OF 200, 202 & 536/TF-TU25 HOSES

When your hoses are not exposed to pressures or working environments that demand our race ready 136, 1136, 236 or 336 Series Hose Ends our hose finishers are just what you need! These 936-Series Hose Finishers hide a 100% stainless steel Gear Drive Hose Clamp, giving the look of racing fittings at an affordable price. They are the perfect finishing touch to a fully dressed engine.

**Material:** Anodised Aluminium (D) **Colours:** Red (R), Blue (B), Chrome (CH), Gold (GD), Purple (PR)



PR



CH



B



GD



R

936

### → HOSE FINISHERS

PART NO	COLOUR	200 HOSE	202 HOSE	TF-TU25 HOSE
936-04D	R, B, CH, PR	-4 & -5	-4 & -5	
936-06D	R, B, CH, PR, GD	-6 & -7	-6	-4
936-08D	R, B, CH, PR, GD	-8		-6
936-10D	R, B, CH, PR, GD	-10		-8
936-12D	R, B, BK, CH, PR, GD	-12		-10
936-14D	R, B, CH, GD			-12
936-16D	R, B, CH,	-16		
936-18D	R, B, CH, GD	-18		
936-20D	R, B, CH	-20		
936-24D	R, B, CH,	-24		
936-28D	R, B, CH,	-28		
936-36D	R, B, CH,	-36		

